

# 2020-21 Texas Academic Performance Report (TAPR)

District Name: HURST-EULESS-BEDFORD ISD

Campus Name: TRINITY LAKES EL

Campus Number: 220916111

2021 Accountability Rating: Not Rated: Declared State of Disaster

This page is intentionally blank.







Texas Education Agency  
2020-21 STAAR Performance (TAPR)  
TRINITY LAKES EL (220916111) - HURST-EULESS-BEDFORD ISD - TARRANT COUNTY

Due to the cancellation of spring 2020 STAAR, 2021 and 2019 STAAR data are shown.



	School Year	State	District	Campus			
--	----------------	-------	----------	--------	--	--	--



Texas Education Agency  
2020-21 STAAR Performance (TAPR)  
TRINITY LAKES EL (220916111) - HURST-EULESS-BEDFORD ISD - TARRANT COUNTY

Due to the cancellation of spring 2020 STAAR, 2021 and 2019 STAAR data are shown.

	School Year	State	District	Campus	African			
--	-------------	-------	----------	--------	---------	--	--	--



TRINITY LAKES EL (22091611) FIRST-EULESS-BEDFORD ISD - TARRANT COUNTY

Due to the cancellation of 2020 STAAR, 2019 and 2018 progress data are shown.

School Year	State	District	Campus	African American	White	American Indian	Asian	Pacific Islander	Two or More Races	Special Ed (Current)	Special Ed (Former)	Continu-
-------------	-------	----------	--------	------------------	-------	-----------------	-------	------------------	-------------------	----------------------	---------------------	----------



Texas Education Agency  
 2020-21 Bilingual Education/English as a Second Language (Current EB Students/EL) (TAPR)  
 TRINITY LAKES EL (220916111) - HURST-EULESS-BEDFORD ISD - TARRANT COUNTY

Due to the cancellation of spring 2020 STAAR, 2021 and 2019 STAAR data are shown.

	School Year	State	District	Campus	Total Bilingual Education	BE-Trans Early Exit	BE-Trans Late Exit	BE-Dual Two-Way	BE-Dual One-Way	ALP Bilingual (Exception)	Total ESL	ESL Content-Based	ESL Pull-Out	ALP ESL (Waiver)	EB/EL with Parental Denial	Never EB/EL	Total EB/EL (Current)	Monitored & Former EB/EL














Texas Education Agency  
 2020-21 Graduation Profile (TAPR)  
 TRINITY LAKES EL (220916111) - HURST-EULESS-BEDFORD ISD - TARRANT COUNTY

	Campus Count	Campus Percent	District Count	State Count
Graduates(2019-20 Annual Graduates)				
Total Graduates	-	-	1,595	360,220
<b>By Ethnicity:</b>				
African American	-	-	305	44,729
Hispanic	-	-	465	184,060
White	-	-	558	105,215
American Indian	-	-	6	1,226
Asian	-	-	150	17,126
Pacific Islander	-	-	37	557
Two or More Races	-	-	74	7,307
<b>By Graduation Type:</b>				
Minimum H.S. Program	-	-	0	1,512
Recommended H.S. Program/Distinguished Achievement Program	-	-	0	952
Foundation H.S. Program (No Endorsement)	-	-	173	49,535
Foundation H.S. Program (Endorsement)	-	-	7	15,689
Foundation H.S. Program (DLA)	-	-	1,415	292,532



Texas Education Agency  
2020-21 CCMR-Related Indicators (TAPR)  
TRINITY LAKES EL (220916111) - HURST-EULESS-BEDFORD ISD - TARRANT COUNTY

There is no data for this campus.



Texas Education Agency  
2020-21 Other Postsecondary Indicators (TAPR)  
TRINITY LAKES EL (220916111) - HURST-EULESS-BEDFORD ISD - TARRANT COUNTY


There is no data for this campus.

Texas Education Agency  
 2020-21 Student Information (TAPR)  
 TRINITY LAKES EL (220916111) - HURST-EULESS-BEDFORD ISD - TARRANT COUNTY

Student Information	Membership				Enrollment			
	Campus		District	State	Campus		District	State
	Count	Percent			Count	Percent		
Total Students	483	100.0%	22,884	3,359,040	484	100.0%	22,962	2,371,586
Students by Grade:								
Early Childhood Education	0	0.0%	0.4%	0.3%	1	0.2%	0.7%	0.4%
Pre-Kindergarten	0	0.0%	2.4%	3.7%	0	0.0%	2.4%	3.7%
Kindergarten	68	14.1%	7.1%	6.7%	68	14.0%	7.1%	6.7%
Grade 1	76	15.7%	7.3%	7.1%	76	15.7%	7.3%	7.1%



Texas Education Agency  
2020-21 Student Information (TAPR)  
TRINITY LAKES EL (220916111) - HURST-EULESS-BEDFORD ISD - TARRANT COUNTY



Texas Education Agency  
 2020-21 Student Information (TAPR)  
 TRINITY LAKES EL (220916111) - HURST-EULESS-BEDFORD ISD - TARRANT COUNTY

Student Information	--Non-Special Education Rates--			---Special Education Rates---		
	Campus	District	State	Campus	District	State
Retention Rates by Grade:						
Kindergarten	5.6%	3.6%	1.4%	25.0%	7.9%	4.8%
Grade 1	0.0%	1.6%	1.9%	14.3%	4.1%	3.2%
Grade 2	1.9%	1.3%	1.0%	0.0%	1.9%	1.4%
Grade 3	2.2%	0.5%	0.5%	0.0%	0.0%	0.6%
Grade 4	0.0%	0.3%	0.3%	0.0%	0.0%	0.4%
Grade 5	2.0%	0.5%	0.2%	0.0%	0.4%	0.3%
Grade 6	1.6%	0.3%	0.2%	0.0%	0.0%	0.3%
Grade 7	-	0.2%	0.3%	-	0.5%	0.3%
Grade 8	-	0.8%	0.2%	-	1.1%	0.4%
Grade 9	-	1.2%	4.7%	-	3.2%	3.8%

59 0808 0.000 0.000 00.03 25.05 0.8ss Size Aver

Texas Education Agency  
2020-21 Staff Information (TAPR)  
TRINITY LAKES EL (220916111) - HURST-EULESS-BEDFORD ISD - TARRANT COUNTY

Staff Information	----- Campus -----			
	Count/Average	Percent	District	State
Total Staff	52.8	100.0%	100.0%	100.0%
Professional Staff:	47.5	90.0%	68.4%	64.3%
Teachers	38.3	72.6%	54.5%	49.6%
Professional Support	7.2	13.7%	9.7%	10.6%
Campus Administration (School Leadership)	2.0	3.8%	2.8%	3.0%
Educational Aides:	5.3	10.0%	8.0%	10.6%
Librarians and Counselors (Headcount):				
Full-time Librarians	1.0	n/a	25.0	4,290.0
Part-time Librarians	0.0	n/a	0.0	582.0
Full-time Counselors	1.0	n/a	44.0	3,211.0
Part-time Counselors	0.0	n/a	0.0	1,126.0
Total Minority Staff:	7.0	13.3%	31.3%	51.5%
Teachers by Ethnicity:				
African American	2.0	5.2%	6.4%	11.1%
Hispanic	1.0	2.6%	13.7%	28.4%
White	35.3	92.2%	76.1%	56.9%
American Indian	0.0	0.0%	0.7%	0.3%
Asian	0.0	0.0%	2.2%	1.8%
Pacific Islander	0.0	0.0%	0.2%	0.2%
Two or More Races	0.0	0.0%	0.6%	1.2%
Teachers by Sex:				
Males	1.8	4.7%	18.7%	23.8%
Females	36.5	95.3%	81.3%	76.2%
Teachers by Highest Degree Held:				
No Degree	0.0	0.0%	0.3%	1.2%
Bachelors	28.4	74.1%	65.7%	73.0%
Masters	9.9	25.9%	32.9%	25.0%
Doctorate	0.0	0.0%	1.1%	0.7%
Teachers by Years of Experience:				
Beginning Teachers	6.0	15.7%	3.9%	6.7%
1-5 Years Experience	10.4	27.1%	23.8%	27.8%
6-10 Years Experience	11.0	28.7%	23.6%	20.3%
11-20 Years Experience	9.8	25.6%	29.7%	29.1%
21-30 Years Experience	1.1	2.8%	16.1%	13.0%
Over 30 Years Experience	0.0	0.1%	2.9%	3.1%

Texas Education Agency  
 2020-21 Staff Information (TAPR)  
 TRINITY LAKES EL (220916111) - HURST-EULESS-BEDFORD ISD - TARRANT COUNTY

Staff Information	----- Campus -----		District	State
	Count/Average	Percent		
Number of Students per Teacher	12.6	n/a	15.8	14.5

Staff Information	Campus	District	State
Experience of Campus Leadership:			
Average Years Experience of Principals	17.0	6.8	6.4
Average Years Experience of Principals with District	17.0	6.4	5.5
Average Years Experience of Assistant Principals	5.0	6.2	5.5
Average Years Experience of Assistant Principals with District	5.0	5.4	4.8

Texas Education Agency  
2020-21 Staff Information (TAPR)  
TRINITY LAKES EL (220916111) - HURST-EULESS-BEDFORD ISD - TARRANT COUNTY

- Indicates there are no students in the group.
- \* Indicates results are masked due to small numbers to protect student confidentiality.
- \*\* When only one student disability or assessment group is masked, then the second smallest student disability or assessment group is masked regardless of size.
- n/a Indicates data reporting is not applicable for this group.
- ? Indicates that the data for this item were statistically improbable or were reported outside a reasonable range.

Link to: [PEIMS Financial Standard Reports 2019-20 Financial Actual Report](#)  
(To open link in a new window, press the "Ctrl" key and click on the link.)